

LAKE TRAVIS
INDEPENDENT SCHOOL DISTRICT
Every heart. Every mind. Every day.

OFFICE OF THE SUPERINTENDENT

Mr. Robert Scott
Commissioner of Education
Texas Education Agency
1701 Congress Avenue
Austin, TX 78701-1494

August 11, 2009

Dear Commissioner Scott:

The Lake Travis Independent School District ("District" or "LTISD") [ID 227913] has received notice of the 2009 state accountability ratings for the District and its campuses. The state has assigned to both the District and Lake Travis High School ("LTHS") [ID 227913001] the rating of "Academically Acceptable." I am writing to appeal the ratings of both LTHS and the District.

The District's TAKS passage rates in every tested area and for every student group (including the Hispanic student group) have significantly increased and are at very high levels for the 2009 accountability analysis. (Passage rates across the District for the Hispanic student group are: Reading/English-Language Arts—97%; Mathematics—91%; Writing—99%; Social Studies—98%; and Science—88%. Passage rates at LTHS for the Hispanic student group are: Reading/English-Language Arts—93%; Mathematics—80%; Social Studies—95%; and Science—91%.) [See Exhibits 5 and 6.] Despite the high performance levels of its students, the Completion Rate for the District's Hispanic student group is the single indicator keeping both LTHS and the District from achieving ratings of "Recognized."

After studying the completion status data of relevant students, the District has determined that the status of four students should be reconsidered. As you may know, in order for LTHS and the District to achieve "Recognized" labels, the Completion Rate for the District's Hispanic student group must be at least 84.15% for the District and LTHS to meet the "Required Improvement" standard. The Hispanic student group Completion Rate reported by the Agency for LTHS (and thus the District) is 82.2%. If the Agency determines that the completion status of all four of the students discussed in this letter should be altered as the District requests, the Hispanic student group Completion Rate would increase to 86.7%. If the Agency determines that the completion status of just two of the four students should be altered as the District requests, the Hispanic student group Completion Rate would increase sufficiently to exceed the 84.15% necessary for "Required Improvement."

The information below outlines the four students at issue and details the District's rationale for the requested changes. Supporting documentation is attached.



[REDACTED]

[REDACTED]

[REDACTED]

[REDACTED]


[REDACTED]

[REDACTED]

[REDACTED]

[REDACTED]


[REDACTED]



Thank you for your attention to this matter. Also included, as Exhibit 8, is a chart providing detailed information regarding the effect that any modifications to the completion status and/or group placement of each of the students discussed in this letter would have on the Hispanic group completion rate of LTHS and of the District.






Please contact me at 512-533-6020 if you have any questions or need any additional information. By my signature below, I certify that all information included in this appeal is true and correct to the best of my knowledge and belief.

Sincerely,

A handwritten signature in black ink, appearing to read 'Rocky Kirk', written in a cursive style.

D. Rockwell "Rocky" Kirk, Ed.D.
Superintendent
Lake Travis Independent School District

EXHIBITS ENCLOSED

TAB	EXHIBIT NO.	DOCUMENT
1	1-A	
	1-B	
2	2-A	
	2-B	
	2-C	
	2-D	
	2-E	
	2-F	
3	3-A	
	3-B	
	3-C	
	3-D	
4	4-A	
	4-B	
	4-C	
	4-D	
	4-E	
5		
6		
7		
8		

**LTHS /LTISD COMPLETION RATE INFORMATION
FOR HISPANIC STUDENT GROUP**

2009 COMPLETION RATE (Class of 2008, Hispanic): 37/45 = 82.2%

2008 COMPLETION RATE (Class of 2007, Hispanic): 83.3%

Percentage Needed for Recognized: 85%

Percentage Needed for Required Improvement for LTHS: 84.15%

STUDENT NAME	ADJUSTED FORMULA	ADJUSTED %	TEA REPORTED FINAL STATUS	REQUESTED FINAL STATUS THROUGH APPEAL
[REDACTED]	38/46	82.6%	[REDACTED]	[REDACTED]
[REDACTED]	38/45	84.4%	[REDACTED]	[REDACTED]
[REDACTED]	39/45	86.7%	[REDACTED]	[REDACTED]
[REDACTED]	39/46	84.8%	[REDACTED]	[REDACTED]